


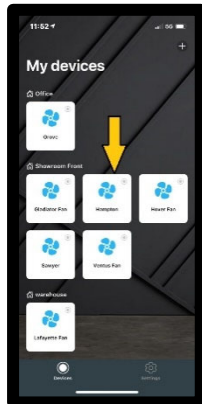
How to correct "Fan paired to wrong transmitter"

Smart Phone Method (recommended)

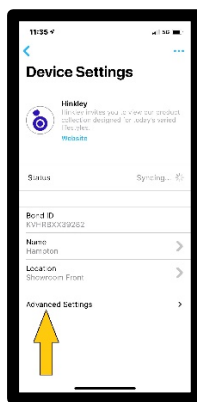
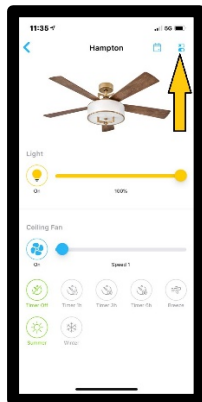
a) Open the Bond Home app.



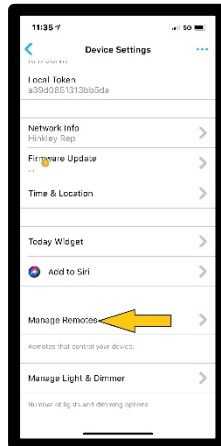
b) Tap on the Fan you want to modify.



c) Tap the settings icon in the upper right corner. (May need Advanced Settings here)



d) Scroll down and tap "Manage Remotes".



e) Delete just the remotes in question; or, use the triple-dot menu and select "Forget all remotes".

f) Tap "Learn a new remote".

g) Follow on-screen prompts to (re)learn the desired remotes into the fan.